

Zig-Zag Flag Quilt

30" X 42"

Cut the following:

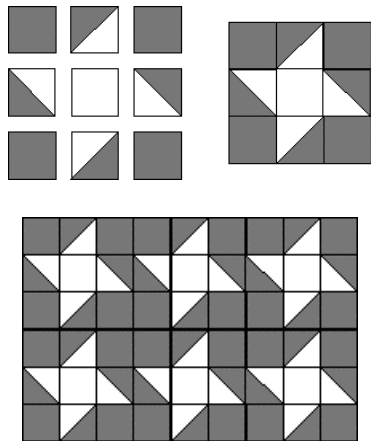
lights - 5 fat quarters	(flying geese)	(8) 7 1/4" sqs.
	(flying geese)	(32) 3 7/8" sqs.
	(stars)	(12) 2 7/8" sqs.
		(6) 2 1/2" sqs.
reds - 4 fat quarters	(flying geese)	(8) 7 1/4" sqs.
	(flying geese)	(32) 3 7/8" sqs.
blues - 3 fat quarters	(star bkgnd.)	(12) 2 7/8" sqs.
		(24) 2 1/2" sqs.
blue - 1/3 yard	(binding)	(4) 2" strips

Half Square Triangles - Using the 2 7/8" light and blue squares, make twenty-four half square triangles.

1. Place one light and one dark square right sides together.
2. Mark through center of square diagonally, corner to corner. Stitch 1/4" away from drawn line on each side.
3. Cut in half, press block flat and then press open toward the dark side. This method makes 2 half square triangles.

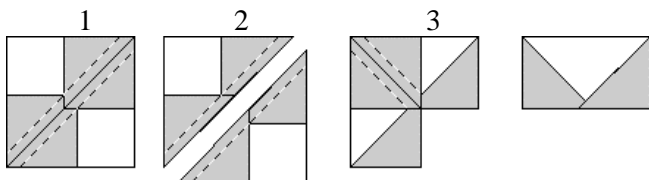


Piece the stars together following the directions below: Piece six stars.



Flying Geese: Make fifty-eight flying geese, twenty-nine with the red 7 1/4" squares and the light 3 7/8" squares and twenty-nine with the reverse colors. The method below makes four flying geese.

- 1) Lay two small 3 7/8" diagonally on the 7 1/4" sqs. and mark a diagonal line through the center. Sew 1/4" seam on each side.
- 2) Cut block through the center.
- 3) Press small triangles away from larger. Lay a small triangle on the corner of each pressed half, mark and sew as above. Press as before.

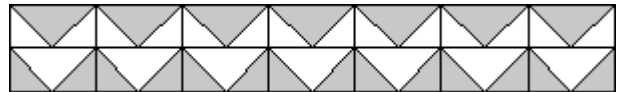


Piece the red and white flag rows following the diagrams below.


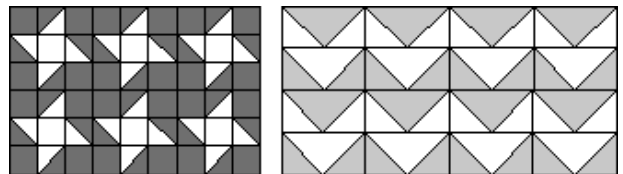
Make two of each.



Make three of each.



Piece the rows into the sections below.



Option - If you would like to add borders cut the following:

inner border	(4) 2" strips	1/3 yard
outer border	(4-5) 6" strips	1 yard
binding	(5) strips	3/8 yard

Sew the inner border strips together, end-to-end. Measure length of quilt and cut two 2 1/2" strips this length. Sew a strip to each side. Measure quilt width and cut two 2 1/2" strips this width. Sew one to the upper and lower edge of the quilt. Repeat these steps with the outer border.

©1999 Quilt Country, Inc.

Quilt Country

701 South Stemmons #260
Lewisville, TX 75067
972-436-7022